

Clara → Holcombe



Transport

What percentage of students travel to school by car?



80-100%



60-80%



40-60%



20-40%



10-20%



0-10%

Does your school provide bicycle training, including how to maintain your bicycle?



No



5

Yes

Does your school have safe, dry, ample and secure storage for bikes and scooters?



No



5

Yes

Does your school have a travel plan and are students, staff and parents aware of it?



0

No



3

We have one but not everyone is aware of it



We have one and everyone is aware of it

Do you feel the area around the school grounds is safe for pedestrians and cyclists (does it have CCTV, street lighting, zigzags, cycle lanes etc.)?



0

No



3

Unsure



Yes



Does your school participate in any of the following active travel campaigns?

- | | | |
|--|--|--|
| <input type="checkbox"/> Cycle train | <input type="checkbox"/> Travel ambassadors | <input type="checkbox"/> Park and stride |
| <input type="checkbox"/> Modeshift STARS | <input type="checkbox"/> Walk to School Week/Walk on Wednesday | <input type="checkbox"/> Other |

Check the box below with the total number of items above.

- | | | | |
|--|------------------------------|------------------------------|---------------------------------|
| <input checked="" type="checkbox"/> None | <input type="checkbox"/> One | <input type="checkbox"/> Two | <input type="checkbox"/> Three+ |
|--|------------------------------|------------------------------|---------------------------------|


Comments:

Score

11

- cars + busses mostly taken at the start of term, the end and during the weekends as it is a ~~very~~ boarding school.

most staff do take cars to work everyday



Marine

Is the fish used in the school canteen caught sustainably?

No

Yes

Does your school organise trips to local beaches, rivers, lakes or aquariums? *science block has an aquariums*

No

1 One class has been

More than one class has been

5 All classes have been

Are single-use plastics such as straws, coffee cups, plastic bags or plastic bottles used in your school?

Yes

The school avoids using single-use plastics whenever possible

5 Single-use plastics are banned

Do you learn about marine conservation in your school?

No

Some classes are educated about marine conservation

5 All students are educated on marine conservation



Does your school use environmentally-friendly cleaning products?

No

3 Yes, whenever possible

5 Yes, all other cleaning products are banned

Has your school ever taken part in a beach, river or canal clean?

No

3 Once


5 Regularly

Comments:

On school trips we get a bottle of water each, the bottles are made out of plastic - single-used plastic.

I was shock when i found out all our detergent are eco-friendly & all the fishes are sustainably caught.

Score



Biodiversity

Has your school participated in a national observation project this year (e.g. RSPB Big Bird Watch, Big Butterfly Hunt, The Pod's What's Under Your Feet)?

- No 3 One 5 More than one

Does your school have any plants in containers or beds in the school grounds?

- No 3 Less than 5 More than 5

Does your school have wildlife or conservation areas inside the school grounds or has it adopted one outside the school grounds?

- No *we do have wildlife though* 3 One inside/outside school grounds 5 Inside and outside the school grounds

Does your school have any of the following?

- | | | |
|---|--|---|
| <input checked="" type="checkbox"/> Bird baths <i>(though we have not seen in our forest)</i> | <input checked="" type="checkbox"/> Newly-planted trees | <input type="checkbox"/> Species record |
| <input checked="" type="checkbox"/> Woodland area | <input checked="" type="checkbox"/> Wildflower meadow | <input checked="" type="checkbox"/> Orchard <i>(some fruit trees)</i> |
| <input checked="" type="checkbox"/> Animal ID sheets | <input type="checkbox"/> Pond | <input checked="" type="checkbox"/> Wildflower beds |
| <input checked="" type="checkbox"/> Long grass | <input checked="" type="checkbox"/> Butterfly or bee friendly plants | <input checked="" type="checkbox"/> Bird or bat boxes |
| <input checked="" type="checkbox"/> Wildlife camera | <input type="checkbox"/> Bird hide | <input checked="" type="checkbox"/> Log piles for invertebrates |
| <input checked="" type="checkbox"/> Hedges | | <input type="checkbox"/> Wildlife feeders |

Tick the box below with the total number of items above.

- No 3 One to four Five or more



Does your school have any pets or sponsor an endangered animal?

No

Yes

Do classes go outside the school grounds to explore different habitats for example rivers, parks, beaches or forests?

No


Some classes every year

All classes every year

Comments:

Score

Nellie



Global Citizenship

Do pupils have the opportunity to learn another language?

No

3 Yes, we learn one other language

5 Yes, we have a choice of languages

Do you learn about the Sustainable Development Goals?

No

5 Yes

Does your school focus on any of these global citizenship topics?

Fair trade

Conflict resolution

Eco-Schools International Twinning

Human rights

International pen friends

Other *exchange*

Check the box below with the total number of items above.

None

1 One

2 Two

3 Three

4 Four

5 Five+

Does your school act locally whilst thinking globally by participating in:

Buying fair trade

Fundraising for local charities

Fundraising for international charities

Buying local produce


Check the box below with the total number of items above.

No

1 One

2 Two

3 Three+



Does your school have an active link with a school in another country?

No

We have a link

We have a link, have visited their school and hosted visitors from their school

Does your school have a Unicef Rights Respecting School Award or Fairtrade Schools Award?

0

One

Both

Comments:

Score

127



Litter



Which of these photos best represents how much litter is present in your school grounds?

0 1 3 5

Which photo best represents how much litter is present in areas surrounding your schools ground?

0 1 3 5

What percentage of pupils have participated in a litter pick this term (inside or outside school grounds)?

None 0-20% 20-40% 40-60% 60-80% 80-100%

How many of these activities has your school done to reduce litter?

- Litter picks
- Installing new bins
- Great British School Clean
- Increased number of times bins are emptied
- Anti-litter posters
- Pupil-led campaign to reduce litter
- Educating about litter through assemblies
- Letters to parents about littering
- Other

Tick the box below with the total number of items above.

No One Two Three+



What percentage of bins are full or overflowing in your school?

- 0 80-100% 1 60-80% 2 40-60% 3 20-40% 4 0-20% 5 None

Does your school have a clear anti-litter policy?

- 0 No 1 We have one, but it is not well-known 2 We have one and it is well known

Comments: The school could improve by organising litter picks and volunteering for cleaning up both inside and outside school. We should also have specific bins like; plastic bins, paper bins and waste bins. There don't need to be a lot around, just in the main parts of school. We should also organize litter picks around the school woods to make sure it is litter-free.

Score



Waste

Does your school carefully control the use of resources such as pens, pencils, glue sticks and plastic wallets?

No control

3 Some control

5 Strict control

Does your school encourage the use of reusable items like water bottles, lunch boxes and lunch plates (and discourage the use of disposable items)?

No

3 Some encouragement

5 Active encouragement

Has your school tried any of these methods to reduce paper usage?

Photocopying on both sides

Letters and newsletters sent via e-mail

Print Credit for teachers

Online homework

Tick the box below with the total number of items above.

None

1 One

2 Two

Does your school buy any products made from recycled materials?

Paper

Toilet tissue and hand towels

Uniforms

Exercise books

Pencils

Other

Check the box below with the total number of items above.

None

1 One

3 Two

5 Three+



Does your school recycle the following items?

- | | | |
|---|--|---|
| <input checked="" type="checkbox"/> Paper | <input checked="" type="checkbox"/> Vending machine cups | <input checked="" type="checkbox"/> Batteries |
| <input checked="" type="checkbox"/> Cardboard | <input checked="" type="checkbox"/> Cans | <input checked="" type="checkbox"/> Electricals |
| <input checked="" type="checkbox"/> Plastic bottles | <input type="checkbox"/> Textiles | <input type="checkbox"/> Stamps |
| <input checked="" type="checkbox"/> Inkjet cartridges | <input type="checkbox"/> Shoes | <input type="checkbox"/> Other |

Check the box below with the total number of items above.

- None
 One
 Two
 Three+

What proportion of your school's food and garden waste is composted?

- None
 0-20%
 20-40%
 40-60%
 60-80%
 80-100%

Comments:

- All our garden & food waste is composted
- All the ink & toner cartridges are returned to manufacturers to be recycled
- We are already making inroads in reducing our plastic bottle usage
- Paper used in photocopiers & printers is not recycled paper but is sourced from sustainably managed forests
- Scored 20 out of possible 28

 Score **20**